



Specimen Collection & Handling

Follow Order of Draw and process all specimens within 2 hours of collection.

Order of Draw	Type/Additive	Invert Immediately	Centrifuge	Refrigerate	Common Tests
	Bactec™ Culture Bottles	✗	✗	✗	Blood Cultures, Fluid Cultures
	Royal Blue Trace Element K2EDTA	✓ 8-10 times	✗	✓	Aluminum, Zinc
	Red/Gray Stopper No additive	✗	✗	✗	Discard tube for Light Blue tube, DO NOT send.*
	Light Blue Sodium Citrate	✓ 4 times	✗	✗	Prothrombin Time (PT)
	Red Clot activator	✓ 5-10 times	✓ After clotting	✓	Therapeutic Drugs, Carnitine
	Short Green Lithium Heparin	✓ 8-10 times	✓ Immediately	✓	Routine Chemistry, Ionized Calcium
	Tall Green Lithium Heparin	✓ 8-10 times	✓ Immediately	✓	Hepatitis, PTH, Ferritin, HIV, SARS-CoV-2 Ab, Vitamin D
	Lavender K2EDTA	✓ 8-10 times	✗	✓	Hematology, A1C, Fluid Cell Count, some Reflex testing

\*Only use if Light Blue tube is first in order of draw.

Post Order of Draw

	Gold/White Lithium Heparin	✓ 8-10 times	✓ Immediately	✓	Post BUN
---	----------------------------	-----------------	------------------	---	----------

Other Testing

	Black No additive	✗	✗	✓	KrU, CrCl, PDA, PET
	Yellow/Red Stopper	✗	✗	✓	Urinalysis
	Yellow/Black	✗	✗	✓	Urine Cultures
	Collection Buffer	✗	✗	✓	Occult Blood IFT
	Yellow Stopper	✗	✗	✗	Fluid Gram Stain
	Culture Swab	✗	✗	✗	Routine Cultures, Exit Site Cultures

Labeling & Handling

CONFIRM correct patient

CONFIRM correct collection date

CONFIRM correct tube type

SMITH, JOHN

Mm: A12345 Dob: 01/23/1955 Fac: ABC


07/07/21

CBC


12345678910

LAVENDER

Use fill line/range as a visual guide



Room Temperature



Refrigerated

