


Specimen Handling | Room Temperature

Light Blue Top Tube

Prothrombin Time (PT)

Sodium Citrate

- Clear all air out of access tubing by partially filling Red/Gray top
- Hold the light blue top firmly on the vacutainer needle the entire time the tube is filling
- Fill until vacuum is exhausted
- Ship same day of collection
- Gently invert 4 times
- Do not ship Red/Gray top to laboratory

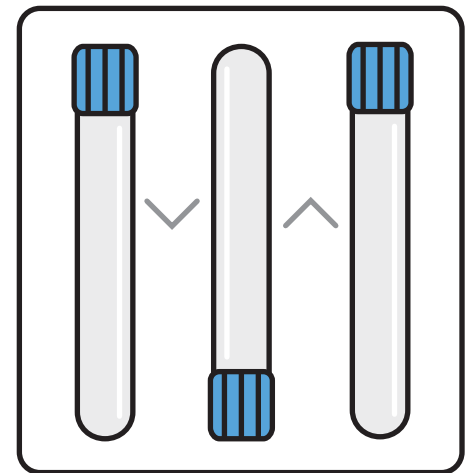


Follow order of draw

Invert 4 times

Do not centrifuge

Nominal fill range

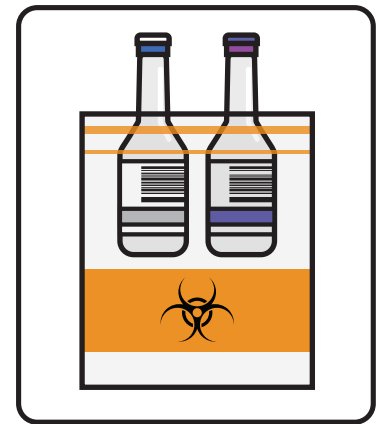


Example of one inversion

Microbiology

Bactec™ Culture Bottles

- Do **not** cover the bottle bar code with patient's bar code label
- Draw aseptically 10mL of blood in each bottle
- Do **not** use any form of iodine to disinfect the tops of the bottles



Bottles must be labeled and placed in specimen transport bag

Fluid Cultures

Yellow Stopper Top & Bactec Culture Bottles

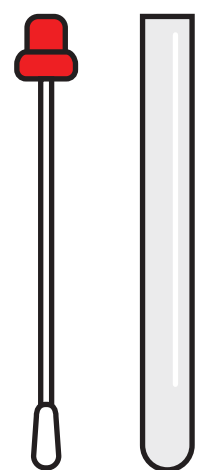
- Collect all 3 for fluid cultures
- Fluid Gram Stain is performed when Culture Effluent is ordered



Culture Swab

Routine, MRSA Screen, Exit Site Cultures

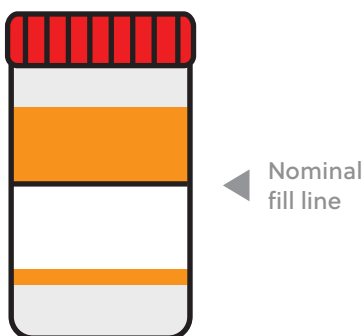
- Specify source/site on specimen, e.g. nose, throat, wound, etc.
- For fungal cultures, contact Client Services
- If source is nose, collect one culture swab from one nostril
- Contact Client Services if testing is needed on both nostrils



Stool C & S Transport Vial

Stool Cultures

- Fill vial to line indicated



Ova & Parasite Kit

Ova & Parasites

- Fill vial to line indicated

