






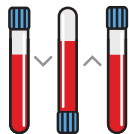


Order of Draw	Mix by Inverting	Centrifuge	Refrigerate
 Royal Blue	5-10 times	No	Yes
 Light Blue	4 times	No	No
 Red	5-10 times	Yes (<i>after clots</i>)	Yes
 Green	8-10 times	Yes	Yes
 Tall Green	8-10 times	Yes	Yes
 Lavender	8-10 times	No	Yes
Post Order of Draw	Mix by Inverting	Centrifuge	Refrigerate
 Green/Yellow	5-10 times	Yes	Yes



Example of
one inversion

Draw all specimens, except
Post BUN (Green/Yellow), prior to
administering heparin