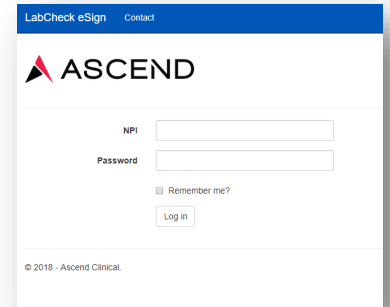


LabCheck eSign Instruction Guide

Ascend presents LabCheck eSign, a simple and intuitive electronic signature solution for ordering practitioners to authenticate intent to order and medical necessity for all patient laboratory orders to meet CMS requirements.

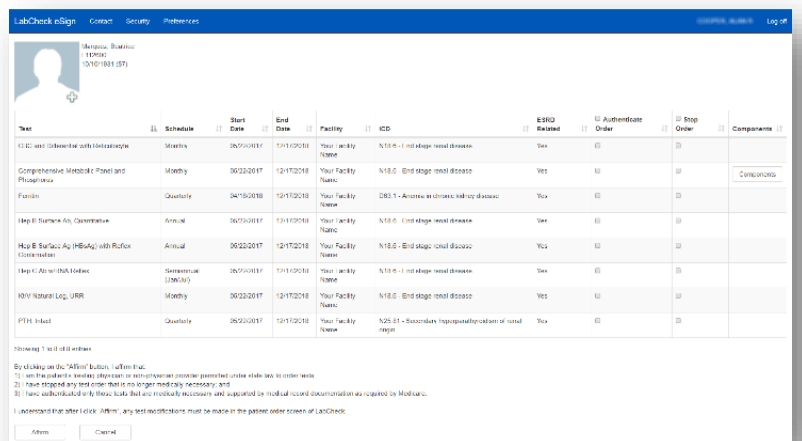
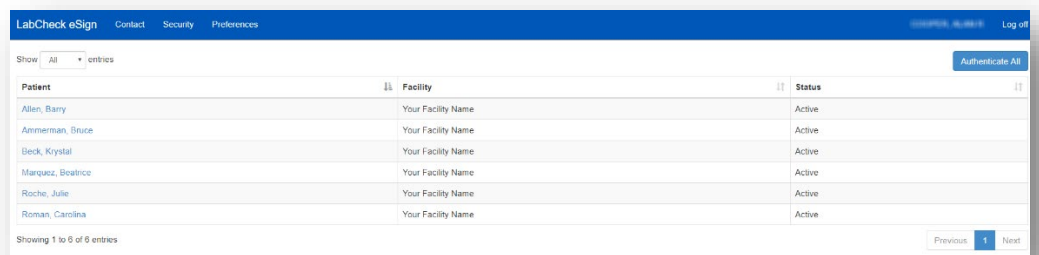
LabCheck eSign Access

- Can be accessed from any PC or mobile device
- From any internet browser, enter labcheckesign.com
- Enter your LabCheck eSign credentials
 - NPI = Your NPI (National Provider Identification Number)
 - Password = Obtain your temporary password from your Dialysis Facility Administrator; you will be prompted to change it on first log in
- Upon initial log in, enter in notification preference: text, email or both



LabCheck eSign Order Authentication

- Upon log in, a list of patients requiring authentication on laboratory orders will be displayed
- Click on each patient to view lab order details
- Select Authenticate Order on tests that are medically necessary and supported by medical record documentation
- Select Stop Order on any test that is no longer medically necessary
- Click Affirm to submit
- New laboratory orders to be authenticated will be communicated via text and/or email
- Standing orders require authentication annually



LabCheck eSign Support

- Log in assistance is available through your Dialysis Facility Administrator or Ascend's Client Service team at 800.800.5655, Option 1.