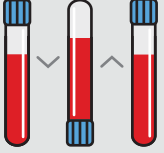









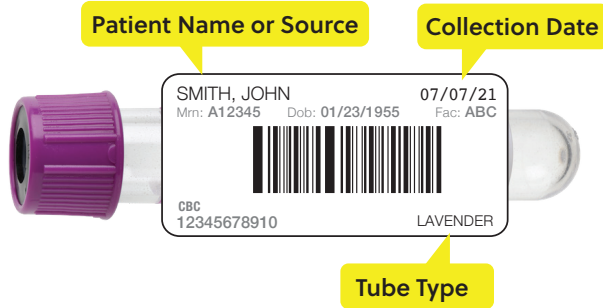
Home Hemo Patient Reference

Order of Specimen Collection & Handling

Follow Order of Draw and invert specimens immediately following collection.

							POST
							
Mix by inverting	ROYAL BLUE 8-10 times	LIGHT BLUE 4 times	RED 5-10 times <i>Centrifuge After Clotting</i>	SHORT GREEN 8-10 times <i>Centrifuge Immediately</i>	TALL GREEN 8-10 times <i>Centrifuge Immediately</i>	LAVENDER 8-10 times	GOLD/WHITE 8-10 times <i>Centrifuge Immediately</i>

Specimen Labeling




Use fill line/range as a visual guide



Specimen Packaging

Refrigerated



Avoid Unnecessary Redraws

- ✓ Collect specimen on date printed on label.
- ✓ Follow specimen collection & handling guidelines.
- ✓ Adhere to packaging & shipping requirements.



Call 800-GO-FEDEX (800.463.3339) to schedule a pickup.
Retain FEDEX tracking receipt.
Report treatment information to home dialysis facility.