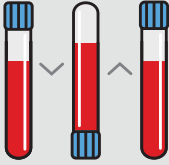








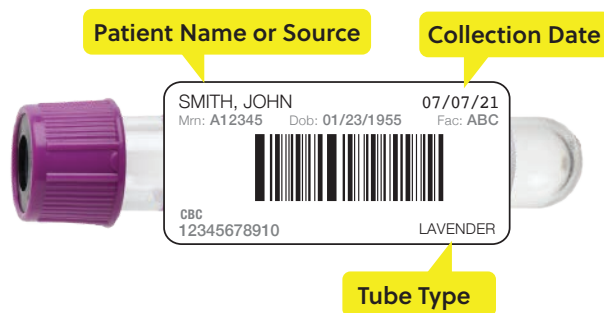
Home Hemo Patient Reference

Order of Specimen Collection & Handling

Follow Order of Draw and invert specimens immediately following collection.

| | | | | | | |
|---|--|---|--|--|--|--|
|  <p>Mix by inverting</p> |  <p>ROYAL BLUE 8-10 times</p> |  <p>LIGHT BLUE 4 times</p> |  <p>RED 5-10 times <i>Centrifuge After Clotting</i></p> |  <p>GREEN 8-10 times <i>Centrifuge Immediately</i></p> |  <p>LAVENDER 8-10 times</p> |  <p>GOLD/WHITE 8-10 times <i>Centrifuge Immediately</i></p> |
|---|--|---|--|--|--|--|

Specimen Labeling




Use fill line/range as a visual guide



Specimen Packaging

Refrigerated



Avoid Unnecessary Redraws

- ✓ Collect specimen on date printed on label.
- ✓ Follow specimen collection & handling guidelines.
- ✓ Adhere to packaging & shipping requirements.



Call 800-GO-FEDEX (800.463.3339) to schedule a pickup.

Retain FEDEX tracking receipt.

Report treatment information to home dialysis facility.