

Home Patient Reference

Order of Draw

Follow Order of Draw and invert specimens immediately following collection

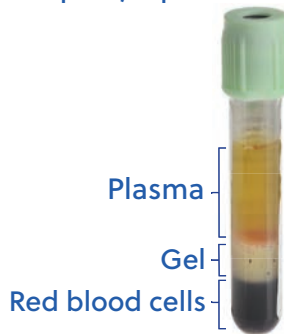
POST

 <p>Mix by inverting</p>	 <p>ROYAL BLUE 8-10 times</p>	 <p>LIGHT BLUE 4 times</p>	 <p>RED/YELLOW 5-10 times</p>	 <p>GREEN 8-10 times</p>	 <p>LAVENDER 8-10 times</p>	 <p>GOLD/WHITE 8-10 times</p>	 <p>GREEN/YELLOW ALTERNATE</p>
---	---	--	---	---	---	---	--

Centrifuge Gel Tubes

Opposing tubes must be identical, use balance tube if needed

Properly Spun Tube



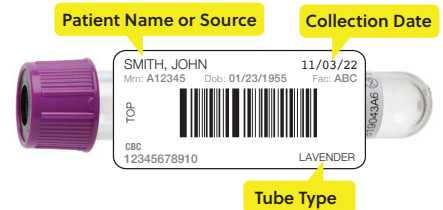
Centrifuge immediately after draw



Centrifuge after fully clotted
Minimum 1/2 hour



Specimen Labeling




CORRECT LABELING

- ✓ Patient name oriented towards top
- ✓ Placed under cap
- ✓ Flat and smooth
- ✓ Barcode straight

Specimen Packaging

Refrigerated



Must use Specimen Transport Biohazard Bag with Absorbent Sheet for all specimens

Ice packs must be frozen completely flat
Use foam layers

Specimens must not touch the 2 ice packs



DO NOT tape sleeve or cooler



Call 800-GO-FEDEX (800.463.3339) to schedule a pickup
Retain FEDEX tracking receipt
Report treatment information to home dialysis facility