






Collection & Handling

Proper sterile collection technique is required when collecting environmental samples

	Type	Tests	Collection	Refrigerate
	Sterile Cup w/Transfer Port	For collection only	<ul style="list-style-type: none"> Discard after collection DO NOT ship 	—
	Yellow Stopper	LAL Colony Count	<ul style="list-style-type: none"> Collect sample using Sterile Cup w/Transfer Port Fill tube until flow ceases 1 or 2 tubes depending on tests ordered 	✓
	Yellow 6mL Alternate			
	Conical Tube	Water Analysis Conductivity	<ul style="list-style-type: none"> Fill to MAX FREEZE line Secure lid 1 or 2 tubes depending on tests ordered 	✓
	White Top	Electrolyte Dialysate Plus Glucose, Dialysate	<ul style="list-style-type: none"> Collect sample using Sterile Cup w/Transfer Port Fill tube until flow ceases 	✓

Labeling & Packaging

- ✓ Verify label information
- ✓ Source name oriented towards top

