

# Home Patient Reference

## Order of Draw

Follow Order of Draw and invert specimens immediately following collection

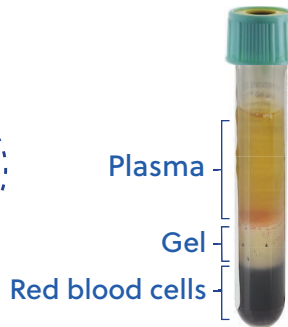
POST

 <p>Mix by inverting</p>	 <p>ROYAL BLUE 8-10 times</p>	 <p>LIGHT BLUE 4 times</p>	 <p>RED/YELLOW 5-10 times</p>	 <p>GREEN 8-10 times</p>	 <p>LAVENDER 8-10 times</p>	 <p>GOLD/WHITE 8-10 times</p>
---	--	---	--	--	--	--

## Centrifuge Gel Tubes

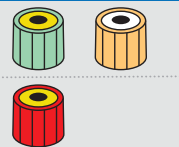
Opposing tubes must be identical, use balance tube if needed

Properly Spun Tube

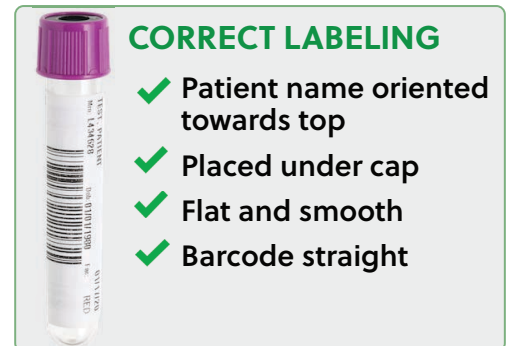
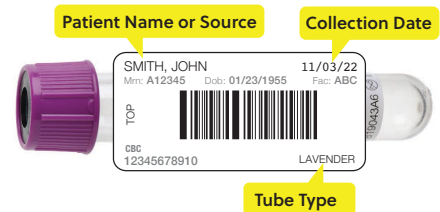


Centrifuge immediately after draw

Centrifuge after fully clotted  
Minimum 1/2 hour

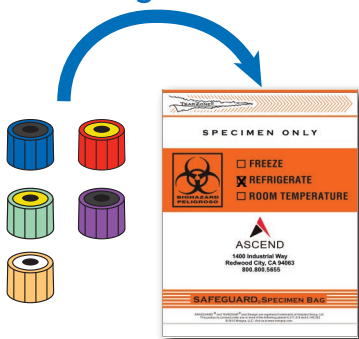


## Specimen Labeling



## Specimen Packaging

Refrigerated




Must use Specimen Transport Biohazard Bag with Absorbent Sheet for all specimens

Ice packs must be frozen completely flat  
Use foam layers

Specimens must not touch the 2 ice packs



DO NOT tape sleeve or cooler



Place in clinical pak



Call 800-GO-FEDEX (800.463.3339) to schedule a pickup  
Retain FEDEX tracking receipt  
Report treatment information to home dialysis facility